

# THE BEST START

To Learn English



*prepared by*

**Miss.Ghada Zaki Mousa**

**Level**

**1**



# The Best start

LEVEL  
1



Prepared by  
Miss. Ghada Zaki Mousa



## The Best start 2

**The Best start** series-Level 1- is designed to meet the needs of the beginners who look for a rich and enjoyable content to study English.

The activities in this book are graded in a unique way accompanied by instructions for both teachers and parents to make it easier for them to deal with its topics. We hope that you enjoy your studying journey through this book.

**Miss. Ghada Zaki Mousa**

المادة العلمية إعداد الأستاذة / غادة زكي موسى

جميع الحقوق محفوظة للمؤلفة بقانون حماية حقوق الملكية الفكرية رقم ٨٢ لسنة ٢٠٠٢

رقم إيداع دار الكتب : ٢٦٢٧٣

التصميم الداخلي : فري هاند للخدمات الطلابية بزفتى غربية ت : ٠١١٠٠٧٢٦٣٦٣

تصميم الغلاف: الأستاذ / سامي سمير مبارك

الموزعين:

- القاهرة : ٠١٠٢٣٠٢٨٩٠٠

- زفتى : فري هاند للخدمات الطلابية - الحى البحرى ٠١١٠٠٧٢٦٣٦٣

**جميع الحقوق محفوظة للمؤلفة**

يحظر ولا يجوز ، دون الحصول على إذن خطي من المؤلفة، استخدام أي من المواد التي يتضمنها هذا الموقع، أو استنساخها أو نقلها، كلياً أو جزئياً، في أي شكل وبأي وسيلة، سواء بطريقة إلكترونية أو آلية، بما في ذلك الاستنساخ الفوتوغرافي، أو التسجيل أو استخدام أي نظام من نظم تخزين المعلومات واسترجاعها، إلا كما هو منصوص عليه في شروط وأحكام القانون .

**Resources:** المصادر من الانترنت

Pinterest / clipart / super teachers / isl collective / British council\*

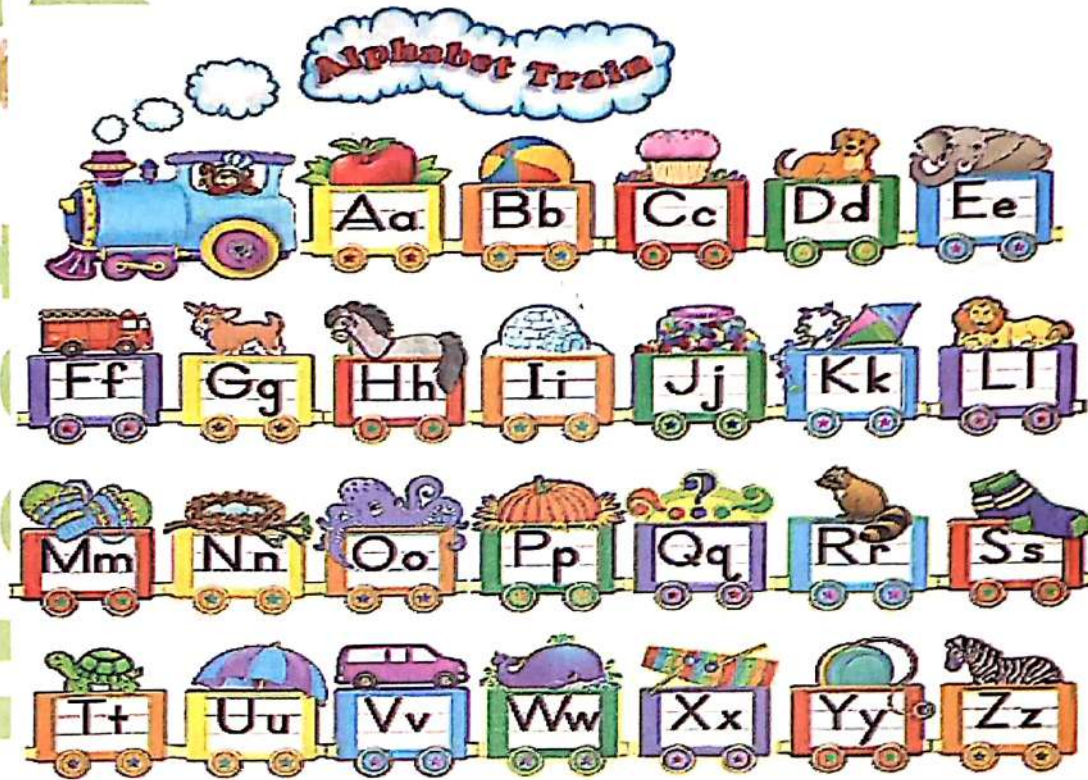


# PART 1

# Reading

A) There are 26 letters in the English alphabet . Make sure that your students can write them correctly.

يوجد 26 حرف في اللغة الانجليزية. تأكد من قدرة طلابك علي كتابتهم بصورة صحيحة و معرفة اسم و شكل كل حرف.



B) Explain the difference between the name of the letter and its sound showing that there are 44 sounds /phonemes in English divided into two categories; consonants and vowels.

اشرح لطلابك الفرق بين اسم الحرف و صوته موضحا أن هناك 44 صوت في اللغة الانجليزية مقسمين الي : أصوات متحركة و أصوات ساكنة.



C) Introduce the vowel sounds showing that each vowel sound has two forms. The short vowel sound and the long vowel sound.

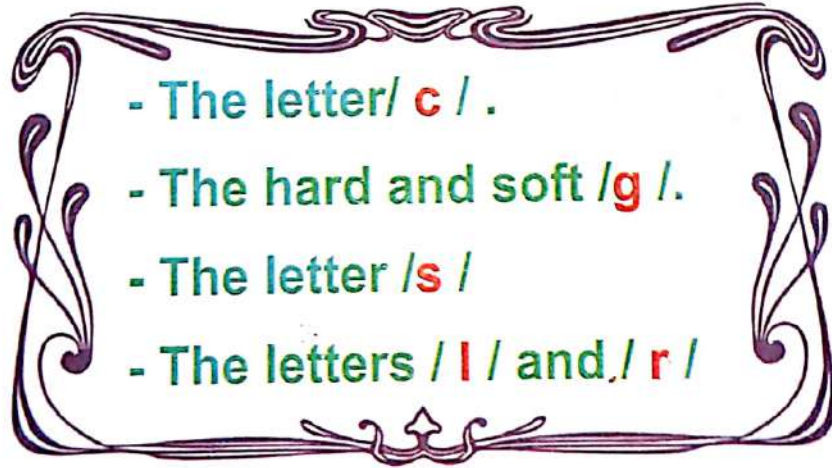
ابدأ بالحروف المتحركة موضحا أن هناك طريقتين لنطق كل صوت متحرك وهما: الصوت القصير و الصوت الطويل. (يقابلها علامات التشكيل الآتية في اللغة العربية: الفتحة / الكسرة / الضمة كأصوات قصيرة والمدود بالألف والياء والواو كأصوات طويلة).

D) Explain the sounds of the consonants and make sure that your students can say the consonant sounds correctly.

اشرح أصوات الحروف الساكنة وتأكد من قدرة طلابك علي نطقهم بصورة صحيحة.

E) It's preferable that you focus on the pronunciation of the following consonants :

يفضل التركيز على نطق الحروف الساكنة الآتية في اللغة الانجليزية.



في هذا الجزء : نعرض الأصوات المتحركة القصيرة والطويلة مع كلمات بسيطة بهدف تشجيع الطالب علي القراءة.



(ملحوظة: يفضل الاستعانة بقاموس ناطق)



# A Short vowel sounds



at	an	am	ap
cat	pan	yam	map
hat	fan	jam	lap
mat	ran	ham	cap
rat	can	tam	nap



car	arm
far	farm
jar	shark
bar	park
star	dark



bed	head	rest	bell
red	bread	nest	smell
beg	dead	vest	fell
leg	breath	rent	well
pen	wealth	tent	tell



		ill	ing
sit	skip	ill	king
fit	skin	will	ring
pin	thin	skill	sing
tin	gift	fill	wing

top	shop	foot
mop	drop	book
hop	stop	look
pop	shot	cook
lop	plot	took

up	duck
tub	jump
nut	drug
cut	buck
rug	drum



# B Long vowel sounds



ai	ay	ake	a - e
snail	say	take	gate
aim	hay	make	pale
gain	day	cake	hare
rain	play	lake	mate
sail	way	bake	name



ee	ea	e
feel	sea	he
see	meat	we
steel	wheat	be
bee	clean	she



i-e	ight
wire	night
hide	fight
ride	tight
pile	sight



oo	oa	aught / ought	o-e	all
Wool	boat	taught	more	fall
moon	coat	caught	note	tall
spoon	oat	fought	pole	small
troop	oak	thought	hole	ball



# start




mute
cute
fuel
mule
tube
cube



Read the following words out loud:

اقرأ الكلمات الآتية بصوت عال

- |     |        |       |       |
|-----|--------|-------|-------|
| 1)  | fat    | bat   | bake  |
| 2)  | lake   | like  | ride  |
| 3)  | gun    | tight | fight |
| 4)  | eat    | tall  | tube  |
| 5)  | train  | plane | snake |
| 6)  | rat    | feel  | duck  |
| 7)  | caught | top   | Jump  |
| 8)  | bed    | head  | way   |
| 9)  | we     | up    | right |
| 10) | hit    | oat   | draw  |



aw - ow

law	slow
draw	grow
raw	snow
straw	blow
hawk	flow

ou - ow

out	cow
shout	now
loud	how
house	owl
noun	down

### sh - ch - th phonemes

sh	ch	Th / θ /	Th / ð /
shirt	chair	tooth	mother
shape	chat	thin	father
shower	child	thank	brother
sheep	teacher	thirty	the

Dictation : إملاء : قم بإملاء الكلمات الآتية على الطلاب :

- |           |         |        |
|-----------|---------|--------|
| 1) shop   | shine   | choose |
| 2) chin   | teacher | shark  |
| 3) throne | chick   | rich   |
| 4) cloth  | thirty  | three  |
| 5) bath   | this    | that   |



start

Be

B

be

Be

Be

Be



apple  
تفاحة




arm  
ذراع



ant  
نملة




axe  
بلطة - فأس



ball  
كرة



bag  
حقيبة - شنطة



balloon  
بالونة



book  
كتاب





candle

شمعة



cat

قطعة



cake

كعكة



car

سيارة



doll

عروسة - دمية



dress

فستان



dog

كلب




door

باب



drum

طبلعة



duck

بطة



desk

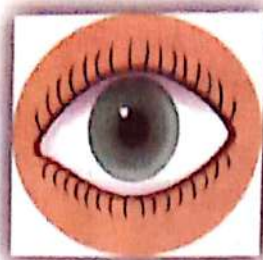
مكتب



11



ear  
أذن



eye  
عين



egg  
بيضة



elephant  
فيل



fish  
سمكة



fan  
مروحة



frog  
ضفدع



glass  
كوب



goose  
أوزة



girl  
بنت



grass  
حشائش






hat

قبعة - طاقية



head

رأس



hen

دجاجة



Ice cream

أيس كريم



insect

حشرة



ink

حبر



igloo

كوخ الاسكيمو علي شكل قبة



jeans

جينز



jam

مربي



jar

برطمان



jacket

جاكيتا




13

Best Start



king  
ملك



kite  
طائرة ورقية



Key  
مفتاح



lemon  
ليمون



leg  
ساق



leaf  
ورقة شجر



mat  
مشاية - سجادة



mop  
شرشوية - مسحة



meat  
لحم



milk  
لبن





net  
شبكة



nest  
عش



nut  
جوز



orange  
برتقالة



owl  
بومة




ostrich  
نعامة



parrot  
ببغاء



pen  
قلم جاف



Potato  
بطاطس



15



**quail**  
طائر السمان




**queen**  
ملكة



**quilt**  
لحاف



**run**  
يجري



**rabbit**  
أرنب



**rat**  
فأر مزراع



**roaster**  
ديك



**snake**  
ثعبان



**star**  
نجمة



**sun**  
شمس



**sea**  
بحر





**tree**  
شجرة



**tin**  
علبة صفيح



**tea**  
شاي




**table**  
منضدة - ترابيزة



ينطق حرف (U) بأكثر من طريقة إذا جاءت في بداية الكلمة



**umbrella**  
شمسية - مظلة



**up**  
أعلى



**under**  
تحت



**unicorn**  
اليوني كورن (كانن أسطوري)




**uniform**  
زي موحد



Contents



- Indefinite articles **a / an**
- Singular and plural nouns
- nouns and verbs
- Subject pronouns
- V. to be
- V. to have
- Demonstratives



# Indefinite articles (a /an)

## أدوات التكرير

- We use **a/an** before **singular** nouns:

مفرد

- Use **an** with the nouns that start with **a/e/i/o/u**

**Example:**

**an ant**

**an orange**

**an elephant**

**an umbrella**

- Use **a** with the nouns that start with **consonants**

حروف ساكنة

**Example:**

**a frog**

**a cat**

**a dog**

**a book**

**Practice:** Complete using (a-an) : أكمل

1. .... table
2. .... aquarium
3. .... dolphin
4. .... eye
5. .... orange
6. .... dog
7. .... bear
8. .... tree
9. .... ice cream
10. .... candle

# Singular & plural nouns

## الجمع و المفرد

قصة العرض : اترك الطالب يتأمل الصور حتي يستنتج معني كلمتي **singular - plural** وحده  
عنه يستنتج الاختلاف في تكوين الكلمات . بعد ذلك اقرأ معه الملاحظات أسفل الجدول

### Singular



an egg



a pencil



a book



an orange

### Plural



eggs



pencils



books



oranges

لاحظ ان :-


نضع **a / an** مع الاسم المفرد فقط  
عند الجمع نضع **( s )** في نهاية الكلمة ونحذف **( a/an )**

Mark ✓ the correct answer:

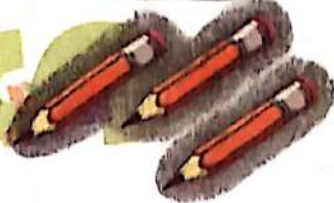
ضع علامة ✓ امام الاجابة الصحيحة



a chair ( )      chairs ( )



an orange ( )      oranges ( )



a pencil ( )      pencils ( )



an eraser ( )      erasers ( )



a turtle ( )      turtles ( )

Write the plural nouns for the following singular nouns:

اكتب صيغة الجمع للاسماء المفردة الآتية:

1- a bag

bags

2- a book

.....

3- an egg

.....

4- a cat

.....

5- an eye

.....

6- an ant

.....

7- a pen

.....

8- a tree

.....

9- an umbrella

.....

10- a bird

.....



Complete the following table:

أكمل الجدول التالي

<u>singular</u>	<u>plural</u>
a carrot	.....
an elephant	.....
.....	<b>cakes</b>
a bear	.....
.....	<b>plums</b>
.....	<b>ears</b>
an apple	.....
.....	<b>dogs</b>
.....	<b>erasers</b>

**Noun & Verb**    الفعل و الاسم

**1-Nouns:** are names of different people/animals/places/ objects .....etc.

الاسماء تتعلق على الأشياء / الأشخاص / الحيوانات / الأماكن..... الخ .

**Example:**

- |          |        |         |                     |
|----------|--------|---------|---------------------|
| 1- Sally | Ali    | Lucy    | ( اشخاص people )    |
| 2- a dog | a cat  | a lion  | ( حيوانات animals ) |
| 3- a car | a tree | a table | ( اشياء objects )   |



2- Verbs : verbs are actions we do or feel / something happens

الأفعال : ( أشياء تحدث ) هي حركات نؤديها أو نشعر بها □

Example:

write



يكتب

read



يقرا

sleep



ينام

walk



يمشي

drink



يشرب

cook



يطبخ

love



يحب

hate



يكره

ملحوظة :

الأفعال السابقة للشرح فقط و ليس للحفظ.

Little



Steps

Mark ✓ the correct answer:

ضع علامة ✓ امام الاجابة الصحيحة

1. Tom

Tom

noun ( ) verb ( )

2. a bag



noun ( ) verb ( )

3. a ruler



noun ( ) verb ( )

4. read



noun ( ) verb ( )

5. clap



noun ( ) verb ( )

6. dance



noun ( ) verb ( )

7. a table



noun ( ) verb ( )

8. a dress



noun ( ) verb ( )

9. run



noun ( ) verb ( )

10. socks



noun ( ) verb ( )

11. jump



noun ( ) verb ( )

# الضمائر : Pronouns

نستخدم الضمير بدلا من الاسم عند تكرار الحديث عن نفس الشخص / الشيء

noun : معناها : اسم  
pronoun : معناها : بديل الاسم

Study the following example:

ادرس المثال التالي :

Nada is nine years old. Nada is a nice girl. Nada is short. Nada is happy.

نلاحظ أن تكرار الاسم جعل الفقرة مملة. لذلك نذكر الاسم مرة واحدة فقط في الجملة الأولى ثم نحذفه و نضع بدلا منه ضمير في باقي الجمل.

بدلا من الاسم Nada ← نضع الضمير She

→ Nada is nine years old. She is a nice girl. She is short. She is happy.

➤ How many subject pronouns do we have in English?

7 subject pronouns

➤ What are they?

(I - He- She -It -You -We -They)



**A) Look at the pictures and choose the suitable subject pronoun from the brackets:**

إلى الصورة واختار الضمير المناسب مما بين القوسين:

The Best Star

1-



.....

( I / She )

2-



.....

( They / it )

3-



.....

( They / it )

4-



.....

( I / We )

5-



.....

( She / he )

6-



.....

( I / you )

7-



.....

( He / she )

8-



.....

( You / I )

9-



.....

( It / we )

10-



.....

( They / you )



## B) B- Match the noun with the suitable pronoun:

صل الاسم بالضمير المناسب:

(1)	noun	subject pronoun
	- Mary	-He
	- Peter	-We
	- I and Mary	-She

(2)	noun	subject pronoun
	- Sandy	- They
	- Sandy and Dina	-We
	- I and Marco	-She

(3)	noun	subject pronoun
	-Omar	-They
	- My sister	- He
	- My friends	- We
	-I and my friends	- She

(4)	noun	subject pronoun
	- a book	- He
	- a book and a pencil	- She
	- Jana	- It
	- Adam	- We
	- I and Adam	-They

(5)	noun	subject pronoun
	-Samy	-They
	- Anas and Youssef	- It
	- My school	- We
	- Linda	- She
	- I and Linda	- They
	- The trees	-He



**C) Put the suitable subject pronouns instead of the following nouns:**

استبدل المماثل بدلاً من الأسماء الآتية:

**I - He - She - It - You - We - They**

1. Mona .....
2. Sally .....
3. Mona and Sally .....
4. Tom .....
5. I and Tom .....
6. the book .....
7. The book and the table .....
8. I and Dina .....
9. My friends .....
10. The elephant .....
11. The cars .....
12. Mum .....
13. Dad .....
14. Mum and Dad .....
15. I and Suzy .....
16. Samir .....
17. Samir and Amr .....
18. Maria .....



## V.to be

be

معناها **يكون** و لها ثلاثة اشكال تختلف حسب اختلاف الفاعل.

am - is - are

am

I

is

He - She - It

are

We - You - They

A) Choose the correct answer:

اختر الإجابة الصحيحة مما بين القوسين:

1. I ..... (am - is) a doctor.
2. She ..... (is - are) a girl.
3. We ..... (is - are) friends.
4. You ..... (is - are) nice.
5. He ..... (is - am) my brother.
6. They ..... (is - are) my brothers.
7. It ..... (are - is) a dog.
8. The cat ..... (is - are) orange.
9. Mary ..... (is - are) sad.
10. Sam ..... (is - are) a boy.
11. I and my sister ..... (is - are) at school.
12. Mona and Lucy ..... (is - are) nine years old.
13. The elephant ..... (is - are) big.
14. Elephants ..... (is - are) big.

15. The boy ..... (is - are) playing.
16. The boys..... (is - are) playing.
17. I ..... (am - are) tall.
18. We ..... (am - are) tall.
19. The tree ..... (is - are) green.
20. The trees ..... (is - are) green.

**B) Fill in the blanks using (am - is - are)**  
 تراكبات باستخدام الفعل المناسب:

1. I .....
2. She.....
3. We .....
4. It .....
5. He .....
6. They.....
7. You.....
8. Yara .....
9. Yara and Dina .....
10. I and Lucy .....
11. Tom.....
12. Tom and Ben.....
13. The bag.....
14. The bags.....
15. I .....
16. We.....



**Remember : I and Lucy = we**

**C) Underline the correct word (s):**

ضع خطا تحت الاجابة الصحيحة:

1. Lucy ( am - is - are) a nice girl.
2. I and Lucy ( am - is - are) friends.
3. The rabbit ( am - is - are) white.
4. My sister ( am - is - are) six years old.
5. The chair ( am - is - are) under the tree.
6. The chairs ( am - is - are) under the tree.
7. The box ( am - is - are) brown.
8. The boxes ( am - is - are) brown.
9. We ( am - is - are) at the party.
10. It ( am - is - are) a nice bag.
11. My friends ( am - is - are) playing.
12. My father ( am - is - are) a doctor.
13. My brothers ( am - is - are) tall.
14. Adam and I ( am - is - are) twins.
15. Adam ( am - is - are) tall.



## General Revision on V.to be & Subject Pronouns

### D) Underline the correct word (s) :-

1. (We - I - Lucy) are friends
2. The (dog - dogs - cat) are in the park .
3. (She - You - We) is my friend
4. It (am - is - are) a table .
5. They (am - is - are) red
6. The pen (am - is - are) red
7. The pens (am - is - are) red
8. (I - You - It) am a student .
9. (Tom - I - You) is nine years old.
10. (Sally - He - You) are tall
11. (He - It - We) is my cat
12. (He - It - We) is my father
13. (I - They - It) are chairs
14. Lucy (am - is - are) six years old
15. I (am - is - are) a girl.
16. My friends (am - is - are) happy.
17. The trees ( am - is - are) green.
18. The ( boy - boys - girl) are in the park.
19. Mary (am - is - are) nine years old.
20. (I - You - We) am a teacher.



## V.to have

معناه (يملك - عنده - معه)

Has		
He	She	It

Have			
I	You	We	They

### Put (have - has):

- 1- She .....a white cat.
- 2- I .....a dog.
- 3- We .....a big house.
- 4- You .....a nice hat.
- 5- It .....a long tail.
- 6- He .....black shoes.
- 7- They ..... a red car.
- 8- Sally .....blonde hair.
- 9- Mary and Lucy .....a doll.
- 10- Sam ..... a toy.
- 11- I and Tom.....a ball.
- 12- Laila .....a duck.
- 13- My father.....a car.
- 14- They.....a black dog.
- 15- This cat .....blue eyes.
- 16- I .....long hair.
- 17- Samia .....a cap .
- 18- We .....some marbles.



## Revision

### Underline the correct words:

- 1- I ( **am** - is -are ) a teacher.
- 2- Lucy ( **am** -has- **have** ) a bag.
- 3- Where ( **am** - is -**are** ) my shoes?
- 4- They ( **are** - **have** - **has** ) a car.
- 5- Tom ( **am** - **has** - **have** ) a white dog.
- 6- An Elephant ( **has** - is - **have** ) a long nose.
- 7- We ( **am** - **are** - **have** ) a big house.
- 8- They ( **have** - **are** - **am** ) my friends.
- 9- It ( **is** - **have** - **are** ) a bird.
- 10- Where ( **am** - is -**are** ) my hat?
- 11- The birds ( **am** - is -**are** ) in the tree.
- 12- Lucy ( **have** - is - **has** ) long hair.
- 13- Tom ( **has** - is - **are** ) a doctor.
- 14- I ( **am** - **have** - **are** ) a dog.



( في حالة الطالب بطيء الاستيعاب )





طريقة العرض:

قم بقراءة كل سؤال و مناقشته شفويا مع الطالب مع توضيح أسباب اختيار الاجابات. ثم انقل التدريب في ورقة خارجية بعد اعادة ترتيب الأسئلة عشوائيا. و اترك الطالب يحلها بمفرده. اذا وجدت أخطاء بادرب تصحيحها له مع الشرح مرة أخرى ثم باعطائه التدريب في الكتاب لمرة ثانية وذلك لتثبيت المعلومة.



# Demonstratives

## أسماء الإشارة

1	This			(هذا / هذه) للمفرد القريب
	These			(هؤلاء) للجمع القريب

Put This or These:

1-.....is a bird.




2-.....are skirts.




3-.....is a dress.



4-.....is a hat.



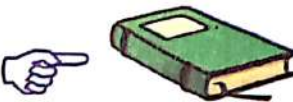
5-.....are balls.




6-.....are kites.



7-.....is a book.



8-.....is a balloon.





9-.....are cats.



10-.....is a sweater.




2	That	
	Those	



ذلك / تلك ( للمفرد البعيد )

أولئك ( للجمع البعيد )


Put That or Those

1- ..... is a cat. 



2- ..... are fish. 



3- ..... is a carrot. 




4- ..... are flowers. 



5- ..... are dogs. 



6- ..... is an apple. 




7- ..... are tables. 



8- ..... is a chair. 



9- ..... are bags. 



10- ..... are stars. 



➤ Underline the correct word(s):

1. **(That – This – Those)** are cats.
2. **That ( am-is-are)** a house.
3. **These (am-is-are)** jeans.
4. **This (am-is-are)** my hat.
5. **What is ( that-these-those)?**
6. **What are (that-this-those)?**
7. **Are (this-these-that)** cows?
8. **Is (that-these-those)** a book?
9. **These are (oranges- an orange-orange)?**
10. **This is (eggs – an egg- ants).**
11. **(Are- Is- Am)** this a dog?
12. **(Are-Is-Am)** that a table?
13. **(Are-Am-Is)** these rabbits?
14. **Those (are-is-am)** stars.
15. **That is a (turtles- ants- ball)**





**PART 3**



**Contents**



- **Unit (1)**  
**Introduce yourself**
  - **Unit (2)**  
**Colours & School objects**
  - **Unit (3)**  
**My body & My family**
- 

# Unit (1)

## Introduce yourself



### Key Structures

#### عبارات التعارف و الترحيب

- Hello! What's your name?
- How are you?
- How are you?

- I'm Sam.
- I'm fine thank you.
- We're fine thank you.

★ Verb to be

★ فعل يكون

★ Subject pronouns

★ ضمائر الفاعل

★ How many .....?

★ السؤال عن العدد

★ How old...?

★ السؤال عن العمر

★ Numbers from 1 to 10

★ الأرقام من ١ : ١٠

★ Abbreviations

★ الاختصارات

★ Asking about things using: What's this?

★ What are these?

★ السؤال عن الأشياء باستخدام { ما هذا...؟ }

★ { ما هؤلاء }

Greetings

★ التحيات

# Lesson 1

Hello ! What's your name?

1- What's your name?

I am .....



Sally

2- What's your name?

.....Omar



Omar

3- What's your name?

My name.....



Lucy

4- What's your name?

.....



Ayman

6- What's your name?

.....



Retaj

7-What's your name?

.....



Yasmeen



## You

أنت (مفرد) أنتم (جمع)

**You**

ضمير مخاطب يستخدم عند توجيه الحديث لـ **فرد** أو **مجموعة** من الأفراد.

( انظر الأمثلة الآتية )

1- You are a good **boy**. أنت ولد طيب

2- You are good **boys**. أنتم أولاد طيبون

**you** في الجملة الأولى جاءت بمعنى **أنت** لأن المخاطب مفرد.

**you** في الجملة الثانية جاءت بمعنى **أنتم** لأن المخاطب جمع.



## Questions

عند توجيه السؤال لمخاطب **مفرد** نستخدم ( **... are you ?** )

وفي هذه الحالة تكون الإجابة بـ ( **I am ...** ) ( انظر المثال )

Example: How **are you**, Tom? → **I am** fine, thanks.

↓  
مخاطب مفرد

٢- عند توجيه السؤال لمخاطب **جمع** نستخدم ( **... are you ?** )

وفي هذه الحالة تكون الإجابة بـ ( **We are ...** ) ( انظر المثال )

Example: How **are you**, Tom and Lucy? → **We are** fine, thanks.

↓  
مخاطب جمع



Supply the missing parts in the following dialogue:

الأجزاء الناقصة من المحادثة:

How are....., Samy ?



.....fine, thanks.

How are....., Dina ,  
Ola and Hazem?



..... fine, thanks.

**Note**

لاحظ الاختصارات الآتية:

I am = I'm  
We are = we're

1- Read and Mark  $\checkmark$  the correct answer, then write it in the space:

علامة  $\checkmark$  أمام الإجابة الصحيحة ثم اكتبها في الفراغ:

1- Hello, ..... Cindy.

a) I'm ( )

b) We're ( )

2- Hello, Mona and Ayman. How are you?

- .....fine, thank you.

a) I'm ( )

b) We're ( )



3- Hello, **Ben** How are you? .....fine, thank you.  
a) I'm ( ) b) We're ( )

4- How are .....?  
a) I'm ( ) b) you ( )

5- I'm fine thank .....  
a) you ( ) b) I'm ( )

6- What's your name? ..... Hala.  
a) I'm b) You are

7- How are you, **Lucy**? .....fine, thank you.  
a) I'm b) We're

8- What's your name? .....Samy.  
a) We are b) I am

9- How are you, **Ben** and **Anne**? .....fine, thank you.  
a) I am b) We are

10- Hello. .... **Rana**.  
a) I'm b) We're

**2- Answer the following questions:**

أجب عن الأسئلة التالية (رقم ١ و ٢ مجاب عنه)

1- Hello, **Sam**. How are you?  
I'm fine, thank you.

2- Hello, **Sarah and Lucy**. How are you?  
We're fine. thank you.

3- Hello, **Ramy**. How are you?  
.....

4- Hello, **Salma and Mary**. How are you?  
.....

5- How are you, **Tom**?  
.....



6- How are you, **Omar and Mina**?

7- Hello, **Adam**. How are you?

8- Hello, **Noha and Rehab**. How are you?

**3- Underline the correct word(s):**

1- Hi! ( **It - I'm - We're** ) Sarah.

2- How are ( **we - I'm - you** )?

3- What's ( **you - we - your** ) name?

4- ( **I'm - They - We** ) Alaa.

5- Hello, Tom and Sarah. How are you?

( **I'm - We're - It's** ) fine, thank you.

6- Hello, ( **We're - I'm - We** ) Sally.

7- ( **I'm - We are - I** ) Max and Rayan.

8- What's your name? ( **I'm - I - We're** ) Mary.

**4- Re-arrange the following sentences / questions:**

1- are / How / you/?

2- you / fine, / We're /thank ./ /

3- name / What's / your / ? /

ما نعت الإجابة الصحيحة:

تب الجمل / الأئلة الآتية:





How do we pronounce the letter /C/:

كيف نتطق حرف /C/

"C" has two sounds ينطق بطريقتين

/s/ and /k/

1- We pronounce it /s/ when it is followed by the following letter:

إذا جاء بعده احد الحروف التالية ينطق /s/ :

e - i - y

ee.g: Cindy ceiling Lucy bicycle

2- We pronounce it /k/ with the rest of the letters: /k/

مع باقي الحروف ينطق /k/ :

e.g : cat cry cook cup

How do we pronounce /ph/.

Ph تنطق /f/

لاحظ الأمثلة الآتية:

phone - phonics - elephant -dolphin



# Lesson 2

## Numbers 1-10

**1**  
one




**6**  
six




**2**  
two



**7**  
seven



**3**  
three




**8**  
eight




**4**  
four



**9**  
nine



**5**  
five



**10**  
ten



## How many .....? كم العدد.....؟

نستخدم **How many....?** للسؤال عن العدد ويأتي بعدها الاسم في صيغة الجمع

e.g: How many books?



One book.

How many carrots?



Three carrots.

### 1- Underline the correct word:

ضع خطا تحت الكلمة الصحيحة

- 1- How many ( bags - bag)?
- 2- How many ( book - books)?
- 3- How many ( aquariums - aquarium)?
- 4- How many ( cats - cat)?
- 5- How many ( egg - eggs)?

### 2- Underline the correct word (s):

ضع خطا تحت الكلمة الصحيحة

- 1- How many ( cat - dogs - candle)?
- 2- How many ( pens - pen - pencil)?
- 3- How many ( dolphin - dolphins - egg)?
- 4- How many ( cake - car - cars)?
- 5- How many ( rabbit - turtle - boys)?
- 6- How many ( elephant - box - boxes)?
- 7- How many ( child - children - rabbit)?

الكلمات الآتية لا تجمع بإضافة **S** ولكن يجب دراستها و حفظها لأن قاعدة جمعها تشد من جمع باقي الكلمات:

singular مفرد	plural جمع
a child	children
a man	men
a woman	women
an ox	oxen
a sheep	sheep

Answer the following questions:

جواب عن الأسئلة التالية (رقم ١ مجاب عنه)

1. How many eggs?



three eggs.

2. How many cats?



..... cats

3. How many birds?



.....birds.

4. How many trees?



.....

5. How many cakes?



.....

6. How many dolphins?



.....

7. How many candles?



.....

8. How many dolphins?



.....

9. How many candles?



.....































10. How many apples?



.....




عد ثم اكتب الرقم والكلمة كما في المثال : Count ,then write the number and the word :

three
.....
.....
.....
.....
.....
.....
.....
.....
.....





# Let's revise Subject pronouns & v.tob

1- Write the suitable pronoun under each picture: **I - He - She**

كتب الضمير المناسب تحت كل صورة:



.....



.....



.....

2- Complete the following sentences using: **He - She - I**

أكمل الجمل التالية باستخدام الضمير المناسب:

- 1- How are **you**? .....am fine , thank you.
- 2- This is **Lucy** .....is my friend.
- 3- This is **Tom** .....is a good boy.
- 4- How old are **you**? .....am ten years old.
- 5- How old is **Ben**? .....is five years old.
- 6- How old is **Sally**? .....is seven years old.



7- **Mark** is ten..... is happy.

8- **Mona** is my sister.....is four years old.

9- How are **you**, Nada? .....am fine, thank you.

10- How old is **Ramy**?..... is eight years old.

### VERB TO BE

**Be** معناها يكون: و لهذا الفعل ثلاثة أشكال في المضارع وهم **am -is -are**  
كل واحد منهم يأتي مع فاعل أو ضمير فاعل معين. ( ادرس الجدول التالي)

Subject الفاعل	Verb to be	Abbreviation الاختصار
I	am	I'm
He She It singular noun اسم مفرد	is	He's She's It's
You We They plural noun اسم جمع	are	You're We're They're

**3-Complete the following sentences using the suitable form of verb to be:** **am - is - are** أكمل الجمل الآتية باستخدام الفعل المناسب

1- I.....Salma.

2- He.....Ali.

3- She..... Reem.



- 4- We.....boys.
- 5- They .....friends.
- 6- Mona.....tall.
- 7- This .....Osama.
- 8- Dennis .....a dog.
- 9- It .....my cat.
- 10- Omar .....my friend.
- 11- They.....trees.
- 12- I and Ben.....friends.
- 13- Ali and Nader .....brothers.
- 14- It .....an ant.

**4-Underline the correct word(s):**

ضع خطاً تحت الإجابة الصحيحة

- 1- ( I – She – He ) am glad to meet you.
- 2- It ( am – is – are ) a cat.
- 3- Lucy ( am – is – are ) my sister.
- 4- We ( are – am – is ) fine,thank you.
- 5- How ( am – is – are ) you?
- 6- They ( am – is – are ) happy.
- 7- ( I – It – We ) am six years old.
- 8- How old ( am – is – are ) Lucy?
- 9- I ( am – is – are ) fine,thank you.
- 10- The tree ( am – is – are ) green.
- 11- The trees ( am – is – are ) green.
- 12- Mary ( am – is – are ) a nice girl.



How old..? كم عمر...؟

Study the following examples:

أدرس الأمثلة التالية

long answer اجابة طويلة

short answer اجابة قصيرة

1- How old are you?

Or

1- How old are you?

I am six years old.

I'm six.

2- How old is Tom?

Or

2- How old is Tom?

He is five years old.

He's five.

3- How old is Lucy?

Or

3- How old is Lucy?

She is six years old.

She's six.

Fill in the blanks with words from the following list:

أكمل الجمل التالية بكلمات من القائمة: (Salma - They're - old - How - years)

1- How old are Ali and Amr? .....nine.

2- .....old are you?

3- We're six .....old.

4- How old is .....? She's eight years old.

5- I'm nine years.....

- Answer the following questions:

استخدم الاجابات القصيرة أو الطويلة حسب الفراغات المتاحة:

1- How old are you?

I am six years old.



2- How old are you?

I'm four.



3- How old is Mary?

..... years old.



4- How old is Sally?

.....



5- How old is Mark?

.....years old.



6- How old is Pete?

.....



7- How old is Sandy?

.....years old.



8- How old are you?

.....

10



9- How old is Lucy?

.....



10- How old is Tom?

.....



11- How old is Peter?

.....



12- How old are you?

.....

5  
YEARS

13- How old are they?

.....



14- How old are Mona and Dina?

.....



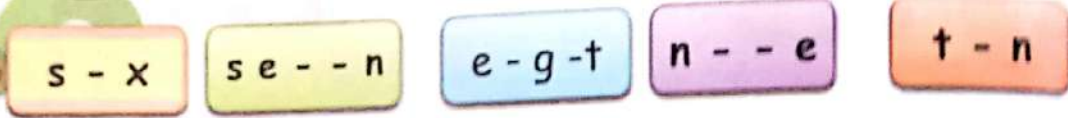
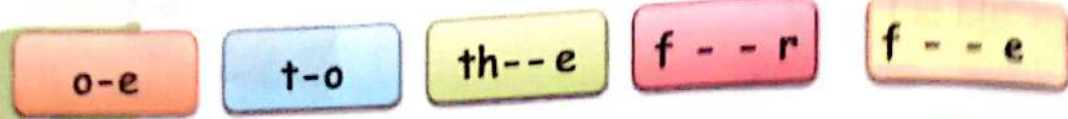
15- How old is Omar?

..... old.



- Supply the missing letters:

أكمل الحروف الناقصة



- Underline the correct word(s):

ضع خطا تحت الاجابة الصحيحة

- 1- ( What – How – When ) old are you?
- 2- How many ( book – books – bag ) ?
- 3- How old is ( you - I – Sarah ) ?
- 4- These are four ( candle – candles – cake ).
- 5- ( I – We – She ) am seven years old.
- 6- ( I - We – She ) is six years old.
- 7- This is Tom. ( I – She – He ) is five years old.
- 8- How many ( dolphins – turtle – candle ) ?
- 9- ( I – We – Ben ) is four years old.
- 10- How old are you? ( I'm - She's - He's ) ten years old.
- 11- This is Lucy . ( I – She – We ) is a nice girl.
- 12- How many books? One ( book – books – bags ).
- 13- How many dolphins? Five ( dolphin – dolphins - a dolphin ).
- 14- I ( is – am – are ) happy.
- 15- Lucy ( am – is – are ) six years old.



# Lesson 3


What's this? ( ما هذا ) تستخدم للسؤال عن الأشياء بمعنى



This is a ball. or It's a ball.

1- What's this?

It's a dolphin.



2- What's this?

This is a .....



3- What's this?

It is an .....



4- What's this?

This ..... a .....



5- What's this?

It ..... a .....




6- What's this?



..... is a .....

7- What's this?



..... a .....

8- What's this?



It's a .....



9-What's this?



..... a .....

10-What's this?




..... a .....

11-What's this?



..... an .....



# What are these?

تستخدم للسؤال عن الأشياء الجمع بمعنى ( ما هؤلاء )



The Answer : الإجابة

These are balls. or they are balls.

Answer the following questions:



1- What are these?

They are feet.



2- What are these?

They.....



3- What are these?

.....are .....



4- What are these?

..... trees.



5- What are these?

.....



6- What are these?



.....

7- What are these?



كلمة Fish مفرد و جمع


..... fish.

8- What are these?



.....are.....

9- What are these?



.....

10-What are these?



.....

- **Fill in the blanks with words from the list:**

(**this - these - is - are - It's - They**) كل الجمل التالية بكلمات من القائمة:

- 1- What .....these?
- 2- What's this? ..... a cat.
- 3- What are these? .....are balls.
- 4- This ..... a bird.
- 5- What's .....? This is a frog.



# Lesson 4



Greetings: التحيات

1)



## Good morning

morning

الصباح

صباح الخير - تحية الصباح

2)



## Good afternoon

afternoon

بعد الظهر - الظهيرة

تحية الظهيرة

3)



## Good evening

evening

وقت المساء ( الغروب )

مساء الخير - تحية المساء



63

4)



# Good night

**Night**

الليل

تحية الليل - تصبحون علي خير

5)



# Good-bye

**Good -bye** مع السلامة

تحية الوداع - مع السلامة

Supply the missing parts in the following words:

أكمل الحرف الناقص:



go \_ d mo \_ \_ ing



go \_ d ev \_ n \_ ng



aft \_ r no \_ n




Goo \_ b \_ e ni \_ \_ t



Write the suitable greeting under each picture:

أكتب التحيّة المناسبة تحت كل صورة:

( Good morning - Good evening - Good afternoon - Good bye- Good night)



Read and Mark (✓) the correct answer:

ضع علامة ✓ أمام الاجابة الصحيحة

1- Good night.



Yes

No

2- Good-bye.



Yes

No

3- Good evening.



Yes

No

4- Good afternoon.



Yes

No

## General Revision on Unit (1)

### Underline the correct word(s):

- 1- ( **How** – **What** – **When** ) old are you?
- 2- ( **She** – **I** – **You** ) is seven years old.
- 3- He ( **am** – **is** – **are** ) ten years old.
- 4- What is ( **these** – **they** – **this** ) ?
- 5- How old ( **am** – **is** – **are** ) Mona ?
- 6- How old are ( **I** – **they** – **Lucy** ) ?
- 7- How many ( **candles** – **candle** – **cake** ) are there?
- 8- I'm ( **fine** – **nine** – **nice** ) years old.
- 9- Heba ( **am** – **is** – **are** ) a girl.
- 10- ( **It's** - **I'm** - **We're** ) a dolphin.
- 11- What's ( **your** - **he** - **I** ) name?
- 12- We're ( **fine** – **five** – **ten** ) , thank you.
- 13- These ( **am** – **is** – **are** ) rabbits.
- 14- How old is ( **I** – **you** – **Samy** )?
- 15- ( **What** – **How** – **Are** ) many pens? three pens.
- 16- What ( **am** - **is** - **are** ) these?
- 17- ( **What** – **How** – **These** ) is your name?
- 18- ( **We** - **I'm** - **He** ) Mona.
- 19- What ( **am** – **is** – **are** ) these?
- 20- ( **It's** - **They** - **I'm** ) are tables.



Answer the following questions:

1- What's this?

It's a .....



2- What's this?



3- What's this?

.....



4- What are these?

They are .....



5- What are these?

.....



6- How are you, Mary?

..... , .....

7- How are you, Mary and Ben?

..... , .....

8- How old is Karen?

..... years old.



9- How old is Tom?

..... years old.



10- How old are you?

.....



11- How old are they?

..... years old.



12- How many books?

.....



13- How many chairs?

.....



14- How many fish?

.....



The first star

## Unit (2) colours & school objects

### Key Structures

★ Classroom objects.

★ الأدوات المستخدمة في الفصل.

★ Yes / No questions using Is - Are.

★ الأسئلة التي تجاب بنعم أو لا ( باستخدام هل.....؟ )

★ Using colors to describe things.

★ استخدام الألوان لوصف

★ Countable & uncountable nouns.

★ الأسماء التي تعد والأسماء التي لا تعد.

★ What colour .....

★ السؤال عن الألوان باستخدام ( ما لون.....؟ )

★ Revise a /an.

★ مراجعة أدوات الاسم المفرد النكرة




★ Revise singular and plural nouns.

★ مراجعة الأسماء المفردة والأسماء الجمع.

# Lesson 1

## Classroom Vocabulary



<p>قلم جاف</p> 	<p>قلم رصاص</p> 	<p>استيكة - ممحاة</p> 	<p>كتاب</p> 
<p>pen</p>	<p>pencil</p>	<p>eraser</p>	<p>book</p>
<p>مقلمة</p> 	<p>قلم ألوان شمع</p> 	<p>حقيبة مدرسة</p> 	<p>كرسي</p> 
<p>pencil case</p>	<p>crayon</p>	<p>schoolbag</p>	<p>chair</p>
<p>كمبيوتر</p> 	<p>مسطرة</p> 	<p>منضدة</p> 	<p>مكتب صغير</p> 
<p>computer</p>	<p>ruler</p>	<p>table</p>	<p>desk</p>



## Questions with verb to be

### تذكر: Be معناها يكون

- ١- يتكون verb to be من **am - is - are** في المضارع.
- ٢- اذا جاءت **Am - Is - Are** في اول السؤال يكون معناها "هل.....؟" وتكون الإجابة بـ **نعم Yes** أو **لا No**.

### Examples:

1- Is it a pencil?



Yes, it is.

2- Is it a crayon?



No, it isn't.

Study the examples in the following table:

ادرس الأمثلة في الجدول التالي:

Question السؤال	Affirmative اجابة مثبتة	Negative اجابة بالنفي
Is it a .....	Yes, it is.	No, it isn't.
Is he.....?	Yes, he is.	No, he isn't.
Is she.....?	Yes, she is.	No, she isn't.
Are they.....?	Yes, they are.	No, they aren't.
Are you.....?	Yes, I am.	No, I'm not.
Are you .....	Yes, we are.	No, we aren't.

Note

**is not = isn't**  
**are not = aren't**

**Practice: Underline the correct word(s):**

ضع خطاً تحت الإجابة الصحيحة:

- 1- Is it a crayon? Yes , it ( is – isn't ).
- 2- Is it an eraser? No, it ( is – isn't ).
- 3- ( Is – Am ) it a pencil?
- 4- ( I'm – It's ) a crayon.
- 5- Is she happy? Yes, ( it – she ) is.
- 6- ( Is – Am ) it a pen? No, ( she - it ) isn't.
- 7- Are you happy? Yes, I ( am - am not ).
- 8- Is he a boy? ( Yes - No ), he isn't.
- 9- Is she a girl? ( Yes – No ), she is.
- 10- ( Is – Are ) they crayons? No, they aren't.

**Underline the correct word(s):-**

ضع خطاً تحت الإجابة الصحيحة:

- 1- Is ( we – it – I ) a pencil?
- 2- ( Is – Are – Am ) it a crayon?
- 3- Is it a ruler? No, it ( is – isn't – aren't ).
- 4- Is it a chair? Yes ( I am – it is – we are ).
- 5- Is it a ( table – tables – erasers )?
- 6- Is it a pencil? Yes, it ( is – isn't – aren't ).
- 7- Is it a book? No, ( I – We – It ) isn't.
- 8- It's ( am – an - a ) schoolbag.
- 9- Look! This ( am – is – are ) a book.
- 10- Is it a book? No, ( I – We – it ) isn't.



Answer the following questions:

أجب عن الأسئلة الآتية كما في المثال:

Example:

Is it a pen?  Yes, it is.


Is it a crayon?  No, it isn't.

Is it a book?  ....., ..... is.

Is it a chair?  Yes, .....

Is it a computer?  ....., ..... isn't.

Is it a pencil?  ....., it .....

Is it an eraser?  ....., .....

Is it a desk?  ....., .....

Is it a pen?  ....., .....

Is it a crayon?  ....., .....











Is it a ruler?  ....., .....

Is it an eraser?  ....., .....

**Remember: No, .....n't**  
 لا تنسى اضافة "n't" في نهاية  
 الفعل اذا كانت الاجابة No



Supply the missing letters in the following words:

				
p - n	c - a y - n	-ul-r	e - - s - r	C - - pu - er
				
pe - c - l	pe - c - lca-e	b - - k	d - - k	t - b - e



The Best

# Lesson 2



Used with singular countable noun begins with a **consonant**.

تستخدم قبل الاسم المفرد الذي يبدأ بحرف ساكن.

**Example:**

**a pencil**



**a carrot**



**a table**



Used with singular countable noun begins with a **vowel**.

تستخدم قبل الاسم المفرد الذي يبدأ بصوت متحرك.

**Example:**

**an orange**



**an egg**



**an umbrella**



**Fill in the blanks using (a - an):**

1- ..... pen.

2- ..... eye.

3- ..... computer.

4- ..... ant.

9- ..... snake.

5- ..... ice cream

6- ..... ruler.

7- ..... book.

8- ..... orange.

10- ..... egg.



Mark (✓) the correct answer:

1- juice



-countable.( )      - uncountable.( )

2- wheat



-countable.( )      - uncountable.( )

3- popcorn



-countable.( )      - uncountable.( )

4- a tree



- countable.( )      - uncountable.( )

5- dogs



- countable.( )      - uncountable.( )

6- water



- countable.( )      - uncountable.( )

7- Pasta



- countable.( )      - uncountable.( )

8- fans



- countable.( )      - uncountable.( )

9- a plum



- countable.( )      - uncountable.( )

10- shoes



- countable.( )      - uncountable.( )



11- milk



- countable.( )

- uncountable.( )

12- carrots



- countable.( )

- uncountable.( )

13- sand



- countable.( )

- uncountable.( )

14- tea



- countable ( )

- uncountable.( )

15- jam



-countable ( )

-uncountable.( )

16- potatoes



- countable.( )

-uncountable.( )

### Match:

1- What's this?

- I'm Ahmed. ( )

2- What are these?

- Yes, it is. ( )

3- Is this honey?

- They are pencils. ( )

4- Are these erasers?









-It's a table. ( )

-No, they aren't. ( )



# Lesson 3

## Colour الألوان

أسود	أزرق	أصفر	أحمر
			
black	blue	yellow	red
أخضر	بني	برتقالي	أرجواني
			
green	brown	orange	purple



purple

هو اللون الأرجواني باللغة العامية (بإذنجاني) وهو مزيج من الأحمر والأزرق الفاتق وليس اللون البنفسجي.



79

Colours used as adjectives:

الألوان هي نوع من الصفات التي تستخدم لوصف الأسماء. في اللغة الإنجليزية الصفة لا تتغير بتغير الاسم الموصوف من المفرد إلى الجمع أو العكس. انظر الأمثلة الآتية:

Examples: **a black cat** .  
**black cats** .

لاحظ

١) كلمة **black** لم تتغير في الحالتين.

٢) وضعنا **a** قبل الصفة **black** لأن الاسم الموصوف مفرد.

٣) إذا كان الاسم الموصوف جمع أو لا يُعد لا نضع **a - an** قبل الصفة.

Examples : **It's yellow honey.** ←  
**They are black cats.** ←

Underline the correct word(s):

- 1- It's (**a - an**) carrot.
- 2- It's (**a - an**) orange carrot.
- 3- It's (**a - an**) yellow pear.
- 4- It's a green (**frog - grass**).
- 5- It's green (**grass - frog**).
- 6- It's (**a - an**) red umbrella.
- 7- Is it (**red - a red**) pencil?
- 8- Are they (**red - a red**) pencils?
- 9- It's (**brown - a brown**) bear.



- 10- They are ( **brown - a brown** ) bears.
- 11- It's ( **yellow - a yellow** ) honey.
- 12- This is an ( **eraser - erasers** ).
- 13- It's a purple ( **ruler - rulers** ).
- 14- They are ( **brown - a brown** ) dogs.
- 15- It's ( **hot - a hot** ) tea.
- 16- They are ( **black - a black** ) shoes.
- 17- It's ( **white - a white** ) milk.
- 18- It's ( **a purple - purple** ) book.
- 19- They are ( **a purple - purple** ) books.
- 20- It's ( **green - a green** ) tea.

**Now check your answers:**

اختبر صحة اجاباتك عن السؤال السابق:

- 1- It's ( **a - an** ) carrot.
- 2- It's ( **a - an** ) orange carrot.
- 3- It's ( **a - an** ) yellow pear.
- 4- It's a green ( **frog - grass** ).
- 5- It's green ( **grass - frog** ).



6- It's ( a - **an** ) red umbrella.

7- Is it ( **red** - a red ) pencil?

8- Are they ( red - **a red** ) pencils?

9- It's ( **brown** - a brown ) bear.

10- They are ( brown - **a brown** ) bears.

11- It's ( yellow - **a yellow** ) honey.

12- This is an ( eraser - **erasers** ).

13- It's a purple ( ruler - **rulers** ).

14- They are ( brown - **a brown** ) dogs.

15- It's ( hot - **a hot** ) tea.

16- They are ( black - **a black** ) shoes.

17- It's ( white - **a white** ) milk.

18- It's ( a purple - **purple** ) book.

19- They are ( **a purple** - purple ) books.

20- It's ( green - **a green** ) tea.



# Talking about colours using what colour...?

للسؤال عن اللون كالاتي: What colour ....? نستخدم

للسؤال عن لون اسم مفرد أو لا يعد نستخدم  
**What colour is.....?**

للسؤال عن لون اسم جمع نستخدم  
**What colour are.....?**

e.g: What colour **is** the **pear**?  
What colour **is** the **grass**?

e.g: What colour **are** the **plums**?  
What colour **are** the **carrots**?

**Underline the correct word(s):**

ضع خطا تحت الاجابة الصحيحة

- 1- What colour ( **is** – **are** ) the milk?
- 2- What colour ( **is** – **are** ) the chair?
- 3- What colour ( **is** – **are** ) the tables?
- 4- What colour is the ( **pears** – **honey** )?
- 5- What colour are the ( **tea** – **bags** )?
- 6- What colour is the ( **eraser** – **erasers** )?
- 7- What colour ( **is** – **are** ) the cat?
- 8- What colour ( **is** – **are** ) the trees?
- 9- What colour ( **is** – **are** ) the bag?
- 10- What colour is the ( **juice** – **kites** )?
- 11- The book ( **is** – **are** ) brown.



12- The flowers ( **is - are** ) red.

13- The ( **tea - trees** ) is green.

14- My hair ( **is - are** ) yellow.

15- The ( **book - books** ) are purple.

**-Write the colour:**

اكتب اللون



r.....



o.....



y.....



b.....



b.....



g.....



b.....



p.....

**Follow the example to answer the following questions:**

جواب عن الأسئلة الآتية كما في الأمثلة:

Ex (1): What colour **is the carrot?**

**It's orange.**



Ex(2): What colour **is the grass?**

**It's green.**



Ex(3): What colour **are the bears?**

**They are brown.**




1-What colour is the crayon? ..... purple




2- What colour is the sharpener? .....




3- What colour is the table? .....



4- What colour are the pears? .....



5- What colour is the ruler? .....



6- What colour are the frogs? .....



7- What colour is the table? .....



8- What colour is the honey? .....



9- What colour is the fish? .....



10- What colour are the hats? .....



11- What colour is the lemon? .....



12- What colour are the leaves? .....



13- What colour are the sharpeners? .....



# Lesson 4

## The definite article - The أداة التعريف "ال"



The

تستخدم **The** كأداة تعريف: أي عندما نتحدث عن أو نشير الي اسم معروف و محدد بالنسبة لنا.

وهي تساوي في اللغة العربية حرفي الألف و اللام { ال }

- انظر المثال: **The** cat القطة

لا يمكن استخدام ( a – an ) مع (The) في نفس الجملة.

**Examples:-** Is the table blue? (√)

Is the table a blue? (X)

- The orange is big. (√)

- The orange is a big. (X)

**Underline the correct word(s):** :

ضع خطا تحت الإجابة الصحيحة: (مما يلي عنه)

- 1- Is the pencil ( purple - a purple )?
- 2- Is the ruler ( red - a red )?
- 3- The bag is ( black - a black ).
- 4- It's ( black - a black ) bag.
- 5- Is the carrot ( orange - an orange )?
- 6- It's ( yellow - a yellow ) honey.
- 7- They are ( purple - a purple ) tables.



الاجابة ( مع شرح اسباب اختيار كل كلمة )

The answer :

- 1- Is **the** pencil ( purple - a purple)?
- 2- Is **the** ruler ( red - a red)?
- 3- **The** bag is ( black - a black).

في الجمل الثلاثة السابقة اخترنا الاجابة بدون **a** وذلك لوجود **The** في الجملة ولا يمكن وضع الاثنان معا في جملة واحدة.

( **a/an** أدوات نكرة و **the** أداة معرفة لا يمكن أن يكون الشيء نكرة و معرفة في نفس الوقت )

- 4- It's ( black - a black ) bag.
- 5- Is **the** carrot ( orange - an orange)?
- 6- It's ( yellow - a yellow) honey. ← اسم لا يعد
- 7- They are ( purple - a purple) tables. ← اسم جمع

تذكر أن : **a / an** توضع قبل الصفة اذا كان الاسم الموصوف مفرد ( كما في الجملة 4 )

و لا توضع قبل الصفة اذا كان الاسم الموصوف جمع أو لا يعد كما في ( 6 - 7 )

**Underline the correct word(s):**

ضع خطا تحت الاجابة الصحيحة :

- 1- The ruler is ( red - a red ).
- 2- It's ( red - a red ) ruler.
- 3- The table is ( green - a green ).



4- It's ( **green - a green** ) table.

5- The chairs are ( **blue - a blue** ).

6- It's ( **blue - a blue** ) chair.

7- It's ( **yellow - a yellow** ) pencil.

8- Is the pencil ( **purple - a purple** )?

9- Is the ruler ( **red - a red** )?

10- The bag is ( **black - a black** ).

11- It's ( **black - a black** ) bag.

12- Is the carrot ( **orange - an orange** )?

13- The tea is ( **brown - a brown** ).

### Match:

1- Is the pencil purple?

-It's brown. ( )

2- Are the books green?

-Yes, I am. ( )

3- What colour is the chair?

- No, it isn't. ( )

4- What colour are the carrots?

- Yes, they are. ( )

-They are orange. ( )



# Unit (3)

## Parts of the body



### Key Structures

Parts of the body

verb to have

possessive adjectives

Asking about place Using " Where ...?"

Days of the week

The weather

أجزاء الجسم ★

فعل يملك - تملك ★

صفات الملكية ★

السؤال عن المكان  
باستخدام اين ... ؟ ★

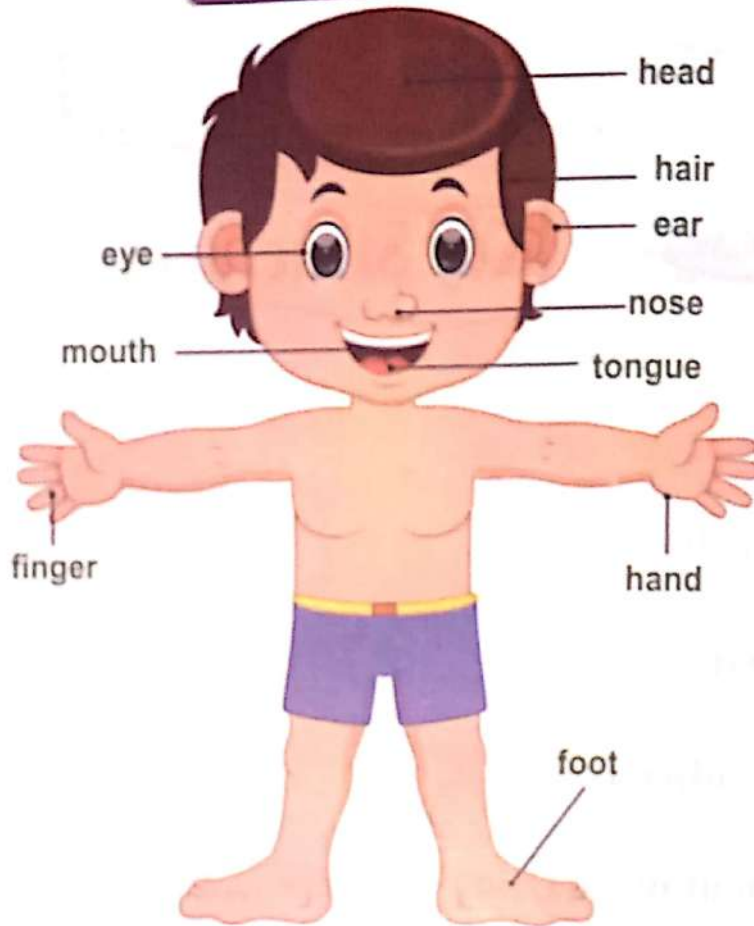
أيام الاسبوع ★

حالات الطقس ★

## Lesson 1

### Parts of the body


### أجزاء الجسم



feet



fingers



a toe



leg



knee





## A) V. to have

### V. to have

معناه يملك / عنده / معه / لديه.

- يتكون من **has - have** في المضارع . ( انظر الأمثلة )

Examples:- I **have** a blue bag. انا عندي حقيبة زرقاء

- She **has** blonde hair. هي تملك شعر أشقر

The form :(Study the following table):-

affirmative الاثبات	negative النفي
I <b>have</b> ....	I <b>don't have</b>
You <b>have</b> ....	You <b>don't have</b>
We <b>have</b> .....	We <b>don't have</b>
They <b>have</b> .....	They <b>don't have</b>
Plural noun + <b>have</b>	Plural noun + <b>don't have</b>
He <b>has</b> .....	He <b>doesn't have</b>
She <b>has</b> .....	She <b>doesn't have</b>
It <b>has</b> .....	It <b>doesn't have</b>
Singular noun + <b>has</b>	Singular noun + <b>doesn't have</b>

**Put (have - has):**

- 1- I ..... a bag.
- 2- We..... many toys.
- 3- She..... long hair.
- 4- It.....a black nose.
- 5- You.....a nice hat.
- 6- They.....a big house.
- 7- He.....green eyes.
- 8- My friends .....bikes.
- 9- An elephant ..... a long nose.
- 10- The boys .....five books.
- 11- My sister.....a pink dress.
- 12- The cat .....hair.

**Underline the correct word(s):**

- 1- ( I - She - He ) have a white cat.
- 2- You ( has - have - am ) three oranges.
- 3- It ( has - have - are ) a long tail.
- 4- ( They - She - It ) have black shoes.
- 5- ( He - It - We ) have a red car.
- 6- My mother ( have - has - is ) a red skirt.
- 7- Tom ( have - has - is ) a ball.
- 8- I ( has - have - am ) a dog.
- 9- Sandy ( have - has - is ) blue eyes.
- 10- Sandy and Mary ( has - have - are ) blue eyes.



Change the following sentences into negative (follow the example):  
حول الجمل الآتية الي النفي كما في المثال:

Ex (1): I **have** a car.

I **don't have** a car.

Ex (2): Mona **has** a doll.

Mona **doesn't have** a doll.

1- My dog **has** long ears.

My dog..... long ears.

2- Sally and Molly **have** two dolls.

Sally and Molly.....two dolls.

3- The farmer **has** an axe.

The farmer .....an axe.

4- The children **have** a ball.

The children .....a ball.

5- We **have** three sandwiches.

We .....any sandwiches.

6- Amr **has** a yellow pen.

Amr.....a yellow pen.

7- Samy and Ali **have** toy cars.

Samy and Ali.....toy cars.



## B) Possessive adjectives

صفات الملكية تساوى ضمائر الملكية المتصلة بالاسم فى اللغة العربية كالاتى:

**my** book  
↓  
كتابي

**his** book  
↓  
كتابه

**her** book  
↓  
كتابها

**its** tail  
↓  
ذيله / ذيلها  
(لغير العاقل)

**our** books  
↓  
كتبنا

**their** books  
↓  
كتبهم

**your** book  
↓  
كتابك

**your** books  
↓  
كتبكم

تستخدم صفات الملكية مثل **to have** للتعبير عن الملكية. (لاحظ الأمثلة الآتية):

Ex(1): I **have** a black cat.

=

**My** cat is black.

Ex (2) : **Sally has** blonde hair.

=

**Her** hair is blonde.

**Look at the pictures and underline the correct word:-**

1- This is (**Their** – **my**) cat.



2- We have a car. (**Our** – **Your**) car is blue.



3- (**Your** – **He**) hat is red.



4- It has a tail. (My - Its) tail is big.



5- (Her - Their) dress is pink.



6- They have a car. (They - Their) car is red.



7- This is (his - he) scooter.



Study the following table:

ادرس الجدول الآتي

Subject pronouns ضمائر الفاعل	Possessive pronouns صفات الملكية
I He She It You We They	my his her its your our their
+ verb	+ noun

في التمارين التالية سنقوم بالتدريب علي صفات الملكية علي مراحل مقسمة. في التدريب الأول يقوم الطالب بحل تمارين علي ثلاثة صفات فقط ثم يحل تدريبات علي الأربعة الباقين ثم يحل تدريبات مجمعة علي السبع صفات معا.

1) write the suitable possessive pronoun as shown in the examples:

اكتب ضمائر الملكية المناسبة كما هو موضح بالأمثلة:

1) Lucy → her

2) Tom → his

3) I → my

- 4) Mona → .....
- 5) Ramy → .....
- 6) Ben → .....
- 7) Aya → .....
- 8) I → .....
- 9) Sarah → .....
- 10) Omar → .....
- 11) She → .....
- 12) I → .....

**B) -Underline the correct word (s):**

ضع خطا تحت الاجابة الصحيحة

- 1- It's (**my** - **I**) cat.
- 2- Retaj eats (**her** - **she**) apple.
- 3- This is my friend. (**He** - **His**) name is Malik.
- 4- I have a rabbit. (**I** - **MY**) rabbit is white.
- 5- Sarah has a frog. (**Her** - **His**) frog is green.
- 6- Ben has a cat. (**Her** - **His**) cat is orange.
- 7- Mary has a blloon. (**Her** - **His**) balloon is yellow.
- 8- I eat (**I** - **my**) egg.
- 9- (**I** - **My**) pen is in my schoolbag.
- 10- This is (**her** - **he**) pencil.



**A)-write the suitable possessive pronoun as shown in the examples:**

اكتب ضمائر الملكية المناسبة كما هو موضح بالأمثلة:

- 1) I and Samy
- 2) You
- 3) They
- 4) The dog
- 5) We
- 6) It
- 7) The boys
- 8) Salma and Dina
- 9) I and Mirna
- 10) You
- 11) My friends
- 12) My cat
- 13) We
- 14) You
- 15) The elephant
- 16) The children
- 17) We
- 18) I and Paula
- 19) Mohanad and Yasser
- 20) The bird

our  
your  
Their  
its  
our  
its

.....  
.....  
.....  
.....  
.....  
.....  
.....  
.....  
.....  
.....  
.....  
.....  
.....  
.....  
.....  
.....  
.....  
.....  
.....  
.....



**- Underline the correct word (s):**

ضع خطا تحت الاجابة الصحيحة

- 1- They play with ( their - they ) ball.
- 2- The dog wags its ( my - its ) tail.
- 3- Ali and Omar eat ( its - their) breakfast.
- 4- I and Malak drink (we - our) juice.
- 5- We have a house. (They - Our ) house is big.
- 6- My cat drinks ( I - Its ) milk.
- 7- The boys ride their ( my - their ) bikes.
- 8- These are (you - your ) books.
- 9- The bird makes its ( my - its ) nest.
- 10- The birds make ( their - my ) nests.
- 11- We have a car. (Our - Their ) car is blue.
- 12- The girls eat (their - we ) sandwiches.

**-Fill in the blanks with words from the list:**

املأ الفراغات بكلمات من القائمة:

( our - The children - his - Amal - An elephant)

- 1- My brother wears .....shirt.
- 2- .....play with their toys.
- 3- .....cleans her house.
- 4- We help .....mother.
- 5- .....drinks with its trunk.



Write the suitable possessive adjectives in the blanks( follow the example):  
أكتب صفة الملكية المناسبة في الفراغ (اتبع الأمثلة):



( my - his - her - our - their - its - your )

- 1- I have a doll .      My doll is nice.
- 2- Lucy wears تلبس a skirt. .... skirt is pink.
- 3- Mark rides ..... bike.
- 4- They have two rabbits. .... rabbits are white.
- 5- My father has a shirt. .... shirt is blue.
- 6- Sandy combs تمشط ..... hair.
- 7- We play with ..... ball.
- 8- You have a book. .... book is green.
- 9- I and my sister drink ..... milk.
- 10- Mariam has long hair. .... hair is brown.
- 11- Ali and Omar help يساعد ..... mother.
- 12- Sameh cleans ينظف ..... desk.
- 13- I have three pencils. .... pencils are yellow.
- 14- You have beautiful جميلة eyes. .... eyes are blue.



# Lesson 2

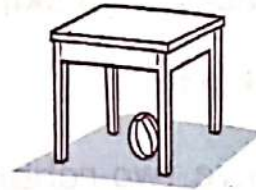
Prepositions of place  
حروف الجر الخاصة بالأماكن



on



in



under



Look at the picture and complete the following sentences using one of the prepositions: -

انظر الي الصورة ثم أكمل الجمل التالية باستخدام أحد حروف الجر :



in - on - under

- 1) The ruler is ..... the book.
- 2) The pencils are ..... the glass.
- 3) The apple is ..... the table.
- 4) The schoolbag is ..... the table.
- 5) The notebook is ..... the table.




Where .....?  
أين.....؟

تستخدم **where.....?** للسؤال عن المكان كالتالي:

Where **is** + اسم مفرد ?

e.g: Where **is** the ball?



**It's** under the table

Where **are** + اسم جمع ?

e.g: Where **are** the books?



**They are** in the box.

لاحظ أن الإجابة تكون بأحد حروف الجر **in - on - under**

- 1) Where ( **is - are - am** ) it?
- 2) Where ( **is - are - am** ) they?
- 3) Where ( **is - are - am** ) the rabbit?
- 4) Where ( **is - are - am** ) the books?
- 5) Where ( **is - are - am** ) the turtle?
- 6) Where is the ( **dogs - cats - frog** )?
- 7) Where is the ( **fish - rabbits - turtles** )?
- 8) Where are the ( **ball-bears- dog** )?
- 9) Where are the ( **chair - table - books** )?
- 10) Where is the ( **frogs - frog - rabbits** )?
- 11) Where's the cat? ( **I'm - It's - We're** ) on the chair.
- 12) Where are the butterflies? ( **I'm - They're - It's** ) in the box.

13) Where's the fish? (I - It - They) is in the bowl.

14) Where's the monkey? It (am - is - are) in the tree.

15) Where are the rulers? They (am - is - are) on the table.

**Match:**

1) Where's the cat?



- It's on the table. ( )

2) Where's Sam?



- They are in the basket. ( )

3) Where are the eggs?



- He is under the tree. ( )

4) Where's the rabbit?



- It's in the hat. ( )

-It's on the books. ( )

**Answer the following questions:**

أجب عن الأسئلة الآتية

1) Where's the apple?

It's ..... the book.



2) Where are the fish?

They ..... the bowl.



3) Where's Karen?

She ..... the tree.




4) Where are the dogs?

..... the chairs.



5) Where is the plant?

..... the shelf.



6) Where is Tom?

..... sits ..... the chair.



7) Where are the books?

..... are ..... the .....



8) Where are the balls?

..... the basket.



9) Where's the dog?

.....



10) Where's the cat?

.....



11) Where's the elephant?

..... the ball.



The  
s  
e  
a  
t  
h



# Lesson 3

## يوجد There

تستخدم **There** بمعنى "يوجد" كالتالي:

- There **is** a / an + **singular noun**

اسم مفرد

e.g: There is a tree .

There is a white cat.

There **are** + **plural noun**

اسم جمع

e.g: There are trees.

There are white cats.

### practice:

### تدريب

### Put ( is – are ):

- 1- There ..... a tree in our garden. حديقة
- 2- There ..... cars in the street. شارع
- 3- There ..... five dogs.
- 4- There ..... a pencil on the table.
- 5- There ..... three chairs in the room.
- 6- There ..... a sandwich in my lunchbox.
- 7- There ..... a bird in the tree.
- 8- There ..... shoes under the table.
- 9- There ..... boys and girls in my class.
- 10- There ..... a desk in my room.



## How many + plural noun + are there?

نستخدم هذه الصيغة للسؤال عن العدد: (انظر الأمثلة):

- كم عدد الكلاب الموجودة؟  
-How many dogs are there?  
الاجابة:

- There is one dog. يوجد كلب واحد.
- There are five dogs. يوجد خمسة كلاب.

Answer the following questions: أجب عن الأسئلة الآتية

1) How many frogs are there? There are five frogs.

2) How many rabbits are there? There .....

3) How many hamsters are there? There is ..... hamster.

4) How many cats are there? There..... cats.

5) How many pets are there? ..... are ..... pets.

6) How many turtles are there? .....

7) How many fish are there? ..... is .....

8) How many fish are there? ..... fish.

9) How many leaves are there? .....

10) How many butterflies are there? .....



# Lesson 4

## أيام الاسبوع

### Days of the Week

Saturday

السبت

Sunday

الأحد

Monday

الاثنين

Tuesday

الثلاثاء

Wednesday

الأربعاء

Thursday

الخميس

Friday

الجمعة

Study the following vocabulary:

day

يوم

week

اسبوع

today

اليوم

yesterday

أمس

tomorrow

غدا

**Complete:**

1- Today is Friday.

Yesterday was Thursday.

Tomorrow is Saturday.

2- Today is Monday.

Yesterday was.....

Tomorrow is.....

3- Today is Tuesday.

Yesterday was.....

Tomorrow is.....

4- Today is Sunday.

Yesterday was.....

Tomorrow is.....

5- Today is.....

Yesterday was Wednesday.

Tomorrow is.....

6- Today is.....

Yesterday was Wednesday

Tomorrow is Friday.

7- Today is Saturday.

Yesterday was.....

Tomorrow is.....

8- Today is.....

Yesterday was Monday.

Tomorrow is.....



Match:



الأثنين

الخميس

الأحد

السبت

الثلاثاء

الجمعة

الأربعاء

e  
a



The weather

حالة الجو (الطقس)

-Study the following vocabulary:



snowy

ثلجي - بمطر ثلج



cloudy

مغيمة - مليء بالمسحب



sunny

مشمس



windy

نور رياح - منسم





**rainy**

ممطر



**stormy**

عاصف



**hot**

حار - ساخن



**cold**

بارد



**wet**

مبلل



**dry**

جاف

**Study the following structures:-**

- 1) What's the weather like?
- 2) It's sunny and hot .
- 3) It's snowy and cold .
- 4) The weather is rainy and stormy.
- 5) It's rainy and wet.
- 6) It's windy and cool.
- 7) It's cloudy and cool.
- 8) He feels hot.
- 9) I feel cold.

ما حالة الطقس

انه مشمس و حار

انه ثلجي و بارد

الجو ممطر و عاصف

الجو ممطر و مبلل

الجو منسم و لطيف ( معتدل )

الجو مقيم و لطيف ( معتدل )

هو يشعر بالحرق

انا اشعر بالبرد



**Underline the correct word:**

1- It's (sunny-snowy) and cold.

2- It's rainy and (sunny-stormy).

3- He feels (hot - cold).

4- She feels (hot- cold).

5- It's (sunny-snowy).

6- It's (sunny-stormy).

7- The juice is (hot -cold).

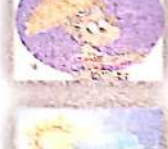
8- It's (cloudy-rainy) and wet.

9- It's (windy-cloudy).

10- It's (snowy-windy).

11- The weather is (sunny-windy).

12- It's (hot-cold).



Answer the following questions:

1) What's the weather like?

It's snowy.



2) What is the weather like?



3) What's the weather like?



4) What is the weather like?



5) What's the weather like?



6) What is the weather like?





# MY FAMILY

## New vocabulary:



family

أسرة - عائلة



mother

أم



father

أب



grandfather

جد



grandmother

جدّة



Brother

اخ

sister

أخت



Note

والدين = parents  
**My father + my mother = my parents**




**Underline the correct word(s):**

- 1- She is my (father-mother-brother).
- 2- Mona is my (grandfather-grandmother-father).
- 3- Samy and Ola are my (brother- sister-parents).
- 4- (Heba-Omar- Yasser) is my sister.
- 5- (Nadia - Ramy- Suzan)is my father.
- 6- (I-He-She) is my father.
- 7- Adam is my ( mother- sister-brother).
- 8- Malak is my ( brother-sister-parents).
- 9- My father and my mother are my ( grandfather- parents -sister).
- 10- ( They - I'm - She )are my sisters.
- 11- I have one brother. ( His - Her - It's ) name is Yasser.
- 12- Laila has one ( brother - sister - twins ).Her name is Fatima.
- 13- Kareem is my ( father - sister - mother ).
- 14- These are my ( sister - mother - brothers ).
- 15-This is my ( parents - sister - brothers ).

# Brilliance corner

## ركن التفوق



## سؤال التوصيل Match

### Match:

- 1-How old are you? - Ten candles.(3 )
- 2- Spell your name,please. - I'm six.( 1 )
- 3- How many candles? -It's an apple.( 4 )
- 4- What's this? - I'm fine, thank you.( )
- S -A -R -A-H ( 2 )

١- هذا السؤال يساعد التلميذ علي ربط المعلومات و استرجاعها بشكل جيد كما يهينه لمهارات حل المحادثة في المستقبل.

٢- يوجد في العمود الأول اربعة عبارات/ أسئلة و علي الطالب ان يبحث عن التكملة المناسبة للعبارة او السؤال في العمود المقابل. العمود المقابل يحتوي علي خمس اختيارات.

٣- الهدف من وجود اجابة زائدة في العمود الثاني هو تقليل نسبة الخطأ و ليس زيادة صعوبة السؤال.

٤- يقوم التلميذ بالتوصيل بعد قراءة العمودين جيدا عن طريق مد خط بين الاجابات او كتابة رقم الاجابة بين القوسين مع ترك الاقواس الخاصة بالخانة الزائدة فارغة كما في المثال السابق. والآن أجب عن الأسئلة الآتية:

٥- قبل البدء في حل الأسئلة التالية يرجى مراجعة أنواع الأسئلة مع الطالب و تنبيهه الي نوع الإجابة التي يجب عليه البحث عنها .

مثال: السؤال الذي يبدأ ب **Is - Are**

نبحث له تلقائيا عن إجابة تبدأ ب **Yes / No**

السؤال الذي يبدأ ب **Where**

نبحث له عن إجابة تحتوي علي أحد حروف الجر الخاصة بالأماكن **in /on /under** وهكذا.

الصفحات التالية تحتوي علي عدة تمارين مقسمة الي مستويين :

◀ المستوى الأول (متوسط) مدعوم بصور.

◀ المستوى الثاني (فائق) بدون صور.



**Match:**

1- How many books?



- They are monkeys.( )

2- What are these?



- It's blue. ( )

3- What colour is the pen?



-There are three books.( )

4- Is this a ball?



- Yes, it is. ( )

-No, I'm not. ( )

**Match:**

1- What colour is the balloon?



- No, It isn't. ( )

2- How many fingers are there?



- She's nine.( )

3- Is this a chair?



-They are keys. ( )

4- What are these?



-It's pink. ( )

- There are five fingers. ( )

**Match:**

1-Where are the eggs?



- Yes, it is. ( )

2- Is this a tree?



-She is two years old.( )

3- How many feet?



- I'm fine, thank you. ( )

4- How old is Mary?



- They are in the nest. ( )

-Two feet. ( )

**Match:**

1-What colour are the shoes?



-There are six candles. ( )

2-How old is Anas?



- they are in the box.. ( )

3- Where are the apples?



-They are red. ( )

4- How many candles?



- He is six years old. ( )

-They are in the box.. ( )

**Match:-**

1- Is the book on the chair?



- Yes, I am. ( )

2- What colour is the bowl?



-It's snowy.( )

3- What's this?



- Yes, It is. ( )

4- What's the weather like?



- It's a fox. ( )

- It's yellow. ( )

**Match:**

1- Is he a king?



-Yes, he is. ( )

-I'm happy. ( )

2-What colour are the plums?



-They are ten. ( )

3-How old are they?



- It's a potato. ( )

4-What's this?



-They are purple.( )



**Match:**

1-What colour are the eyes?



-No, it isn't. ( )

2-Is the juice hot?



-Yes, I am. ( )

3-How old are you?



-They are blue. ( )

4- What colour is the carrot?



-I'm ten years old. ( )

- It's orange. ( )

**Match:**

1-Are these cats?

- It's blue.( )

2- How are you?

- I'm Sandy. ( )

3- What's your name?

-Yes, they are. ( )

4- Where is the pen?

-We're fine, thank you. ( )

-It's on the table. ( )

**Match:**

1-How old are you?

-They are red.( )

2- What colour are the crayons?

-There are six cats. ( )

3- Are these pins?

-I'm seven years old. ( )

4- How many cats are there?

-No, it isn't. ( )

-Yes, they are. ( )

**Match:**

1-Is the dress pink?

-It's my cat. ( )

2- What's the weather like?

-I'm Sally. ( )

3- How are you?

- No, it isn't. ( )

4- What's your name?

-I'm fine,thank you. ( )

-It's windy. ( )



**Match:**

- 1- Are you a boy? - It's rainy and wet. ( )
- 2- What are these? -It's orange. ( )
- 3- What's the weather like? - They are erasers. ( )
- 4- What colour is the shirt? -Yes, I am. ( )  
-It's under the bed. ( )

**Match:**

- 1- Ali has a dog. -Yes, she is. ( )
- 2- Malak has a dress. -It's on my head. ( )
- 3-Where's your hat? -We are pupils. ( )
- 4-Is Mona happy? -His dog is black. ( )  
-Her dress is yellow. ( )

**Match:**

- 1-She is my mother. -It's rainy. ( )
- 2- What's the weather like? -are my parents. ( )
- 3- What are these? -Her name is Nada. ( )
- 4- My mother and my father -They are kites. ( )  
-No, I'm not. ( )

**Match:**

- 1- How old is Rana? - hot. ( )
- 2- Are these ducks? - Our cat is white. ( )
- 3- We have a cat. - He is a child. ( )
- 4- It's sunny and - Yes, they are. ( )  
- She is eight. ( )



## Short passages for reading

### قطع قصيرة للتدريب علي القراءة



نصائح هامة قبل البدء

في نعليق قراءة القطع القصيرة

١- يجب ارشاد الطالب الي ضرورة قراءة الأسئلة أولا قبل قراءة القطعة وذلك لتكوين تصور عام عن مضمون القطعة قبل قراءتها كما أنه سوف يزيد من تركيز الطالب علي مواضع الأسئلة أثناء القراءة.

٢- الضمانر من أهم الكلمات في أي قطعة فيجب تدريب الطالب علي التركيز أثناء قراءة القطعة علي التبادل الذي يحدث بين الاسم و الضمير. ( خاصة أثناء حل الأسئلة)

٣- من الأهداف الأساسية لقطع القراءة تنمية مهارات الفهم و التحليل و ربط المعلومات و أيضا القدرة علي استنتاج المعلومة من خلال النص لذلك ليس من الضروري ترجمة كل كلمة في القطعة و لكن نعطى الفرصة للطالب لاستنتاجها أولا من السياق .

٣- توجد عدة مترادفات شهيرة يمكن تدريسها و توضيح معناها للطالب قبل - أو أثناء قراءة القطع-  
مثل المترادفات الآتية:

1- walk = go on foot.

يمشي = يذهب سيرا علي الأقدام

2- twins = brothers or sisters

توأم = أخين أو أختين

3- unhappy = sad

غير سعيد = حزين

4- father and mother = parents

الأب و الأم = الوالدين

## بعض الكلمات الجديدة الواردة في القطع التالية:

1- a lot of الكثير من

7- also أيضا

13-mother's day عيد الأم

2- toys لعب

8- too أيضا

14- wear يرتدي

3- inside بالداخل

9- clever ذكي - شاطر

15-shirt قميص

4- like يحب

10- drawing الرسم

16-ride يركب

5- want يريد

11- restaurant مطعم

17- farm مزرعة

6- can يستطيع

12- hang يعلق

18- corn ذرة

19- grow يزرع

### 1- Read the following passage and put a (√) or a (x):

أقرأ القطعة ثم ضع علامة (√) أو (x):

Hello ! I'm Sally . Today is my birthday . I am ten years old . I have one sister and two brothers .

- 1) Sally is ten years old. ( )
- 2) Sally has one sister. ( )
- 3) Sally has five brothers. ( )
- 4) Today is Sally's birthday. ( )

### 2- Read the following passage and put a (√) or a (x):

أقرأ القطعة ثم ضع علامة (√) أو (x):

Sama is four years old. She has a lot of toys. She has a car. Her car is red. She also has a doll and a top. Sama likes her toys very much.

- 1) Sama has a lot of books. ( )
- 2) Sama has a doll. ( )
- 3) Sama has a red car. ( )
- 4) Sama is nine years old. ( )



**3- Read the following passage and put a (√) or a (x):**

اقرأ القطعة ثم ضع علامة (√) أو (x)

John is my friend. He is six years old. He has a blue schoolbag. Inside his schoolbag, there is a pink ruler and a red pencil case. John has two pencils. They are yellow.

- 1) John has a blue schoolbag. ( )
- 2) John has two pens. ( )
- 3) There's a red lunchbox in John's bag. ( )
- 4) John's pencils are yellow. ( )

**4- Read the following passage and put a (√) or a (x):**

اقرأ القطعة ثم ضع علامة (√) أو (x)

Rana and Rwan are two sisters .They like pets. Rana has a white cat. Rwan has a green frog and a brown dog.

- 1) Rana and Rwan like pets. ( )
- 2) Rwan has a brown dog. ( )
- 3) Rana and Rwan are friends. ( )
- 4) Rana has a black cat. ( )

**5- Read the following passage and put a (√) or a (x):**

اقرأ القطعة ثم ضع علامة (√) أو (x)

Today we are at the zoo. My father and my mother like the monkeys. The monkeys eat bananas and peanuts. I like the lions. They eat meat.

- 1) My parents like the lions. ( )
- 2) The monkeys eat meat. ( )
- 3) I like the lions. ( )
- 4) We are at the zoo. ( )

**6- Read the following passage and put a (√) or a (x):**

اقرأ القطعة ثم ضع علامة (√) أو (x)

Saeed is a clever boy . He goes to school on foot. He likes Math and English. Saeed also likes drawing . He can draw trees ,flowers and birds.

- 1) Saeed walks to school. ( )
- 2) Saeed is a bad boy. ( )
- 3) Saeed can draw birds. ( )
- 4) Saeed likes Arabic. ( )



**7- Read the following passage and put a (√) or a (x):**

أقرأ القطعة ثم ضع علامة (√) أو (x)

Basma and her family are at the restaurant. Basma wants to eat chicken. Her sister Aya wants meat. Their parents want meat, too. Aya and Basma want to eat ice cream after lunch.

- 1) Aya wants meat. ( )
- 2) Basma and Aya want ice cream after lunch. ( )
- 3) Basma's parents want chicken. ( )
- 4) The family are at the zoo. ( )

**8- Read the following passage and put a (√) or a (x):**

أقرأ القطعة ثم ضع علامة (√) أو (x)

Today is mother's day. There is a party at my school. We hang balloons in our class. The girls wear pink dresses and the boys wear white shirts. We sing nice songs for our mothers and eat cakes. We are very happy today.

- 1) There's a party at my school. ( )
- 2) The boys wear pink shirts. ( )
- 3) We sing nice songs for our fathers. ( )
- 4) We eat cakes. ( )

**9- Read the following passage and put a (√) or a (x):**

أقرأ القطعة ثم ضع علامة (√) أو (x)

This week Ali and his family are at Uncle Ehab's farm. The weather is sunny. Uncle Ehab has three goats, a cow and a donkey. Ali rides the donkey. Uncle Ehab grows corn. Ali and his family like to eat the hot corn.

- 1) Uncle Ehab has five animals. ( )
- 2) Ali rides the horse. ( )
- 3) It's snowy. ( )
- 4) Uncle Ehab grows corn. ( )





أسئلة متنوعة للتدريب علي ما سبق دراسته بالكتاب  
و اختبار حفظ الكلمات من خلال الاجابة علي بعض الأسئلة



( الكلمات التي يتم مراجعتها في هذا الجزء  
هي الكلمات الواردة في ( Kg glossary )

**A-Answer the following questions:**

1- What's this?



.....

1- What are these?



.....

2- What's this?



.....

2- What are these?



.....

3- What's this?



.....

3-What are these?



.....

4-What's this?



.....

4- What are these?



.....

5- What's this?



.....

5- What are these?



.....

6- What's this?



.....

6- What are these?



.....

7- What's this?



.....

7- What are these?



.....



**A-Answer the following questions:**

1- How many bats?

There are .....



2- How old are you?

.....

3- What's your name?

Hagar

.....

4- What's your name?

Kareem

My ..... is.....

5- What colour is the car?

.....

6- How many fish are there?

..... are .....

7- What colour are the dresses?

.....



8- How old are Adam and Asmaa?

.....are.....years .....



9- What colour is the T-shirt?

.....



10- Is this an igloo?

.....



11- Are these dolls?

.....



12- Is this an owl?

.....



13- Are these owls?

.....



14- What are these?

.....



15- Where's Maha?

..... the .....



16- How old are you?

.....



17- What's this?

.....a .....



18 - Is she a queen?

....., .....



19- What's the weather like?

.....



20- How old is Sara?

.....



21- What's this?

..... a .....



22- What's the weather like?

.....



23- What's this?

..... a .....



24- Is this a parrot?

.....



25- How are you, Adel?

.....

26- How are you, girls?

.....

27- Where's the cat?

.....the .....



28- What's the weather like?

.....



29- Where are the balls?

..... the bucket.



-Re -arrange the following sentences/questions:

1- green / The / is / grass /.

2- thanks / fine, / We're /.

3- there / many / pencils / How / are / ?

4- the / Where / are / dogs / ?

5- a / this / quilt / Is / ?

6- rulers / colour / What / are / the / ?

7- weather / is / What / the / like / ?

8- Samy / are / How / you, / ?

9- this / insect / an / Is / ?

10- mother / is / She / my /.

11- are / These / parents / my /.


12- the / on / There / table / orange / an / is /.

13- Rahma / years / five / is / old /.




**- Underline the correct word(s):**

- 1- ( Is - Am - Are ) it a pencil?
- 2- ( I'm - It's - We're ) a crayon.
- 3- How old is Mariam? ( I'm - She's - We're ) six years old.
- 4- ( What - Where - How ) colour is the table?
- 5- Are you happy? Yes, I ( am - am not - it is ).
- 6- Is he a boy? ( Yes - No - Is ), he isn't.
- 7- ( Is - Are - Am ) these glasses? No, they aren't.
- 8- I ( have - am - are ) a black dog.



**- Underline the correct word(s):**

- 1- ( I - We - She ) is six years old.
- 2- Mark ( am - has - have ) a white cat.
- 3- This is Ahmed. ( I - She - He ) is nine years old.
- 4- How many ( parrots - turtle - candle )?
- 5- ( I - We - Ben ) is four years old.
- 6- Where are the ( rabbit - rabbits - dog )?
- 7- ( That - This - Those ) are my books.
- 8- ( Where - How - What ) is the weather like?



**- Underline the correct word(s):**

- 1- It's sunny and ( cold - snowy - hot ).
- 2- My mother and my father are my ( grandfather - parents - sisters ).
- 3- How many books? One ( book - books - bags ).



- 4- How many snakes? two ( snake - snakes - a snake).
- 5- Is (that - these - those) a book.
- 6- I ( has - is - have) brown hair.
- 7- We ( am - are - have ) a big house.
- 8- The honey is ( yellow - a yellow - a green).




**- Underline the correct word(s):**

- 1- They ( have - are - am) my friends.
- 2- It ( is - have - are ) a bird.
- 3- What colour are the ( milk - tea - shoes )?
- 4- Today is ( Sunday- Friday- Wednesday). Yesterday was Saturday.
- 5- There is ( bags - a cat - dogs) under the table.
- 6- These are ( oranges - an orange - orange)?
- 7- This is ( eggs - an egg - ants).
- 8- Where's my hat? (I'm -It's -We're) on the table.



**- Underline the correct word(s):**

- 1- Rital has a dress. (She -Her - It) dress is pink.
- 2- There is ( four - two - an ) apple in my bag.
- 3- Is the fan ( a green - green - a blue)?
- 4- How many ( axe - axes - bird ) are there?
- 5- What's the weather like? (I'm - It's - They're) rainy.
- 6- ( Adam - We - I ) is six years old.
- 7- ( My- I - He ) name is Sandra.
- 8- The cat drinks ( he - its -They ) milk.





تدريب لتأسيس وبناء مهارات اللغة

تابعونا على الفيسبوك  
على صفحتنا The best Start  
[facebook.com/The-best-start](https://www.facebook.com/The-best-start)



40  
LE

